



PARTS

1. Install the inner barrel and hop-up rubber.




2. Install the #3 C-clip to lock the inner barrel.



Use 1.5mm Hex Key


INSTALLATION

Adjust by turning the #7 adjustment wheel or using a hex key.



ADJUSTMENT

Install the securing screw for the hop-up chamber.



Use 1.5mm Hex Key



To remove the slide, first take out the #6 screw.



SECURE CHAMBER



TTI AIRSOFT
TITANIUM TACTICAL INDUSTRY
www.ttiairsoft.com

TTI INFINITY UMAREX | VFC TDC HOP-UP CHAMBER